








SERIES FEATURES

	<ul style="list-style-type: none"> ▶ 120 VAC OPERATION STD. ▶ MAXIMUM INPUT RATING 120 VAC 20 WATTS 277 VAC 30 WATTS
	<ul style="list-style-type: none"> ▶ ENERGY SAVING COMPACT FLUORESCENT ▶ [2] 120 VAC, 7 WATT LAMPS
	<ul style="list-style-type: none"> ▶ OPEN FACE GLASS PANEL ▶ SILK SCREEN LETTERS ▶ CEILING, END, OR BACK MOUNT ▶ CANOPY ▶ DOWNLIGHT ▶ 20 GAUGE STEEL HOUSING ▶ WHITE POWDER COAT FINISH ▶ UL LISTED ▶ CHICAGO CODE APPROVED



ADDITIONAL EMERGENCY UNIT FEATURES

	<ul style="list-style-type: none"> ▶ INTEGRATED SOLID STATE SYSTEM ▶ MULTI-RATE, CONTROLLED, AUTOMATIC CHARGER ▶ LOCK OUT (AUTOMATIC BATTERY CONNECT) ▶ LOW VOLTAGE BATTERY CUTOFF ▶ BROWNOUT SENSITIVITY ▶ SINGLE VOLTAGE TRANSFORMER FOR 120 VAC OPERATION ▶ MAXIMUM INPUT RATING (120 OR 277 VAC) 25 WATTS
	<ul style="list-style-type: none"> ▶ LONG LIFE INCANDESCENT ▶ [2] 6 VDC, 6 WATT LAMPS
	<ul style="list-style-type: none"> ▶ SEALED LEAD ACID BATTERY ▶ 6 VOLT OPERATION ▶ MAINTENANCE FREE
	<ul style="list-style-type: none"> ▶ TEST SWITCH ▶ RED (POWER ON) LED INDICATOR

DIMENSIONS

HEIGHT: 9.5"	HEIGHT: 12.5"
WIDTH: 12.3"	WIDTH: 12.3"
DEPTH: 2.0"	DEPTH: 2.0"

FACTORY OPTIONS

- 6 [2] 6 VDC, 6 WATT INCAN. LAMPS
- 12 [2] 12 VDC, 6 WATT INCAN. LAMPS
- 277 277 VAC INPUT
- 2C [2] INDEPENDENT AC CIRCUITS
- U UNIVERSAL FACE ADD'L BACKPLATE DBL FACE ONLY
- SM SIDE MOUND BATTERY PACK
- TP TAMPER-PROOD SCREWS

* MUST SPECIFY ARROW DESIGNATION



ORDERING INFORMATION

WX SERIES WX ~ STEEL	F LAMP TYPE F ~ FLUOR.	S POWER MODE A ~ AC S ~ EMERGENCY	2 # FACES 1 2	R LETTER COLOR RED GREEN	W STENCIL COLOR WHITE * BLACK	W HOUSING COLOR WHITE * BLACK	-U OPTIONS FACTORY OPTIONS	-CH
-----------------------------------	-------------------------------------	---	-------------------------------	--	---	---	--	------------

* STANDARD



PHONE 815-459-7142 • FAX 815-459-6126

THE POWER TO PROTECT